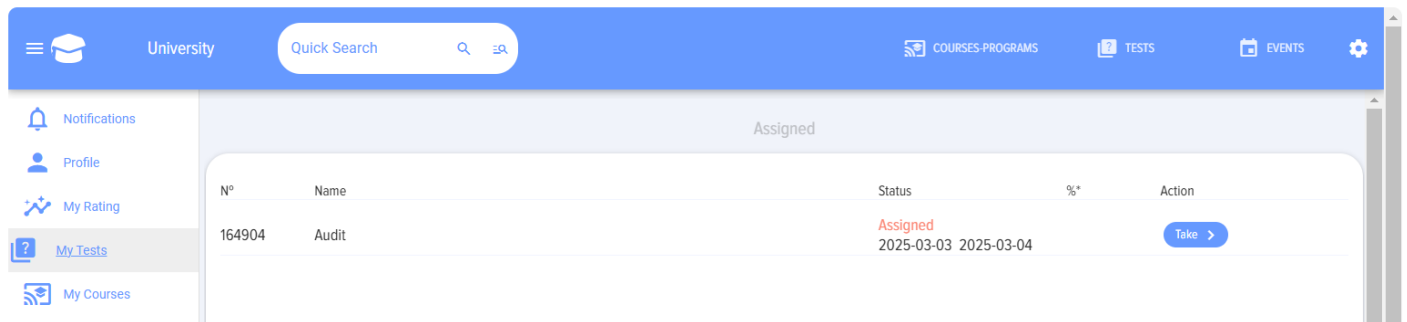


My tests



The section contains 2 blocks of employee tests:

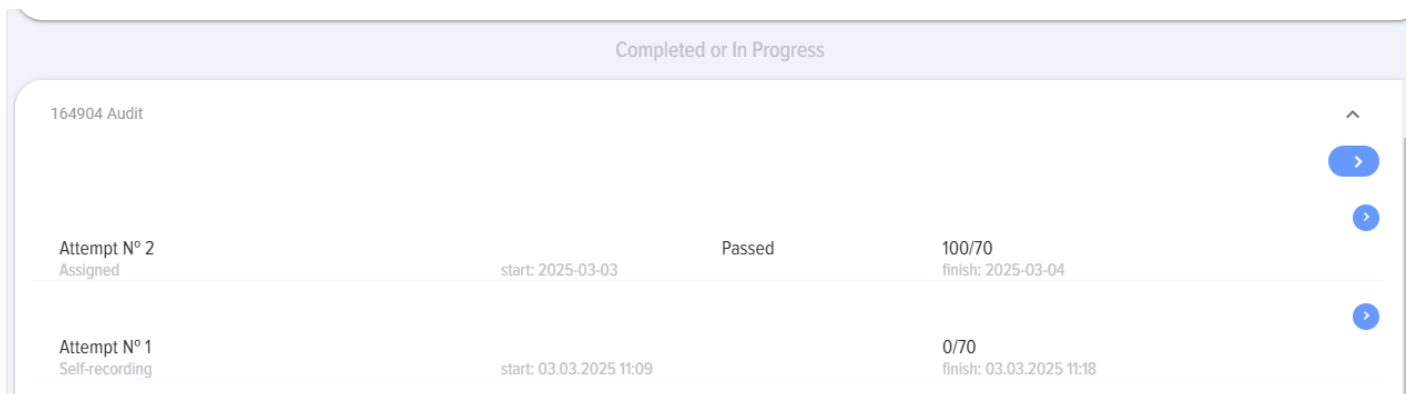
- Assigned tests;
- Passed or in progress.

Assigned tests - tests assigned by the moderator.

Passed or in progress - when you click the "Take" button, the test will move from the "Assigned" section to the "Passed or in progress" section.

When reassigned, the test again goes to the top "Assigned" list.

In the "Completed or in progress" section, you can expand the test with the corresponding element and see all attempts to pass the test:



The list of tests contains the following elements:

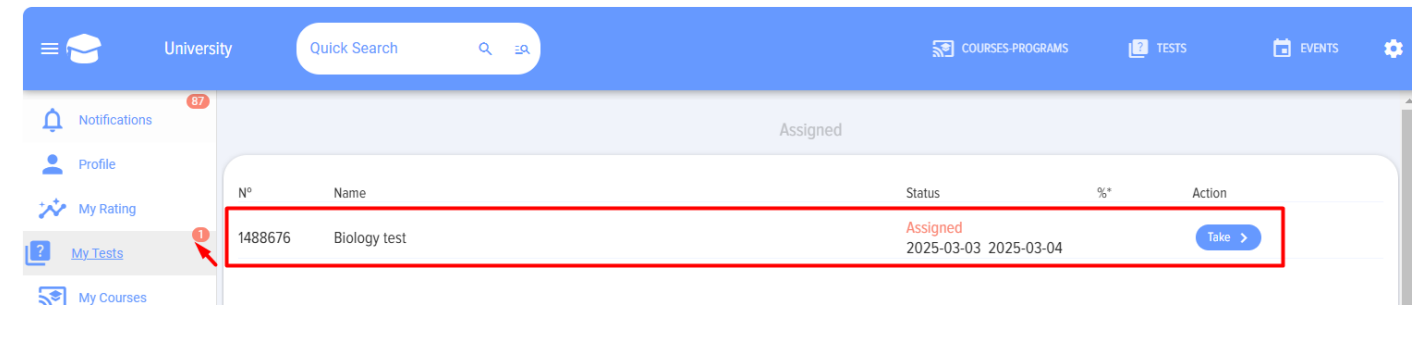
- number,
- test name,
- status,
- percentage of correct answers/passing percentage,
- active element for passing the test.

The test can have the following statuses:

- passed/failed;
- assigned/self-recording.

Passed tests can have a "Show results" button. Depends on the settings in the test of the "Test results" field.

If the employee has assigned tests, their number is displayed in the menu in a red circle.



The screenshot shows a university portal interface. The top navigation bar is blue and contains a hamburger menu, the word 'University', a 'Quick Search' bar, and links for 'COURSES PROGRAMS', 'TESTS', 'EVENTS', and a settings gear. The left sidebar contains links for 'Notifications' (with a red circle containing '87'), 'Profile', 'My Rating', 'My Tests' (with a red circle containing '1' and a red arrow pointing to it), and 'My Courses'. The main content area is titled 'Assigned' and contains a table with the following data:

Nº	Name	Status	%	Action
1488676	Biology test	Assigned 2025-03-03 2025-03-04		Take >

Revision #1

Created 3 March 2025 07:55:48 by Maria

Updated 3 March 2025 08:29:17 by Maria