

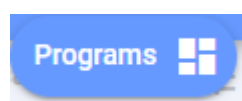
# Moderator application menu

The moderator menu is available only to the application moderator and the administrators of your Bitrix24 portal.

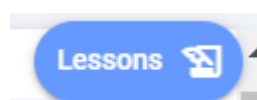
The moderator menu is displayed when you click on the element



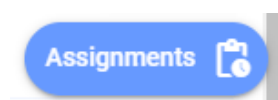
The moderator application menu contains the following elements:



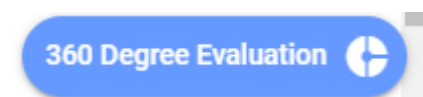
- [Programs](#). The section is designed for the creation and control of educational programs implementation. For more details, see the "Programs" section.



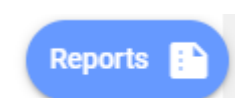
- [Lessons](#). The section is intended for creating lessons. For more details, see the "Lessons" section.



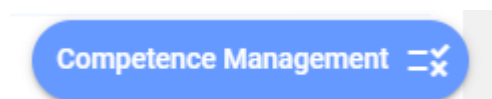
- [Assignments](#). In this section, assignments for training and testing are created. For more details, see the "Assignments" section.



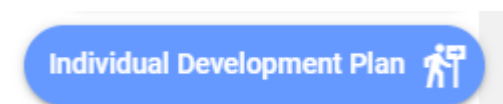
- 180/360 Evaluation. This element allows for the organization of evaluations. For more details, see the "180/360 Evaluation" section.



- [Reports](#) on employees, tests, courses. For more details, see the "Reporting" section.



- [Competency Management](#). Competencies, scales, and profiles are defined here.



- [Individual Development Plan](#). Settings for individual development plans. For more details, see the "Individual Development Plan" section.

Subaccounts 

- [Subaccounts](#). Setting up subaccounts. For more information, see the Subaccounts section.

 App Settings

- [Application Settings](#). For more details, see the "Application Settings" section.

---

Revision #3

Created 6 February 2025 10:05:25 by Maria

Updated 6 March 2025 13:40:45 by Maria