

# Entering a question of the "Choice" type

1. Select the question type "Choice"
2. Enter the question in the field "Enter the question in this field".
3. If necessary, add images to the question using the "Insert-Image" function



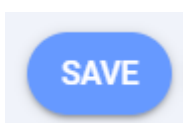
4. Click Save button

The question will be added to the test and will appear in the "Entered questions" field.


Select the required question and click on the plus sign

A field for entering answers will appear:

Enter your answer in the "Enter the answer options for the question you selected above" field and click Save



The answer will be added to the question. The answer can be:




Mark as Correct Answer

- mark as correct;



Delete Answer

-delete the entered answer;



Edit Answer

- edit the entered answer.

To mark several correct answer options in a question, click Mark as correct on each of the options that is correct. A check mark will be placed next to the answer option.

Variant		Action
≡ ✓	10	✓ ✗ ✎
≡	100	✓ ✗ ✎
≡ ✓	1000	✓ ✗ ✎

You can add materials to each answer, such as graphs, pictures (to do this, you need to select an answer):

University

Quick Search

COURSES-PROGRAMS

TESTS

EVENTS

Notifications

Profile

My Rating

My Tests

My Courses

My Groups

My Assessments

My Reviews

My Certificates

My Competences

My Events

My Programs

TEST SETTINGS

TEST QUESTIONS

Display Questions by Blocks

Title \*

Enter the Test Title

My first test.

Picture

Choose

0.00 / 0.00%

Description

Test Description

Catalog Section

Section 3

## Revision #1

Created 18 February 2025 17:12:39 by Maria

Updated 18 February 2025 17:13:17 by Maria