
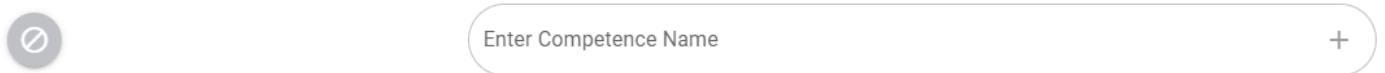


Adding a competency

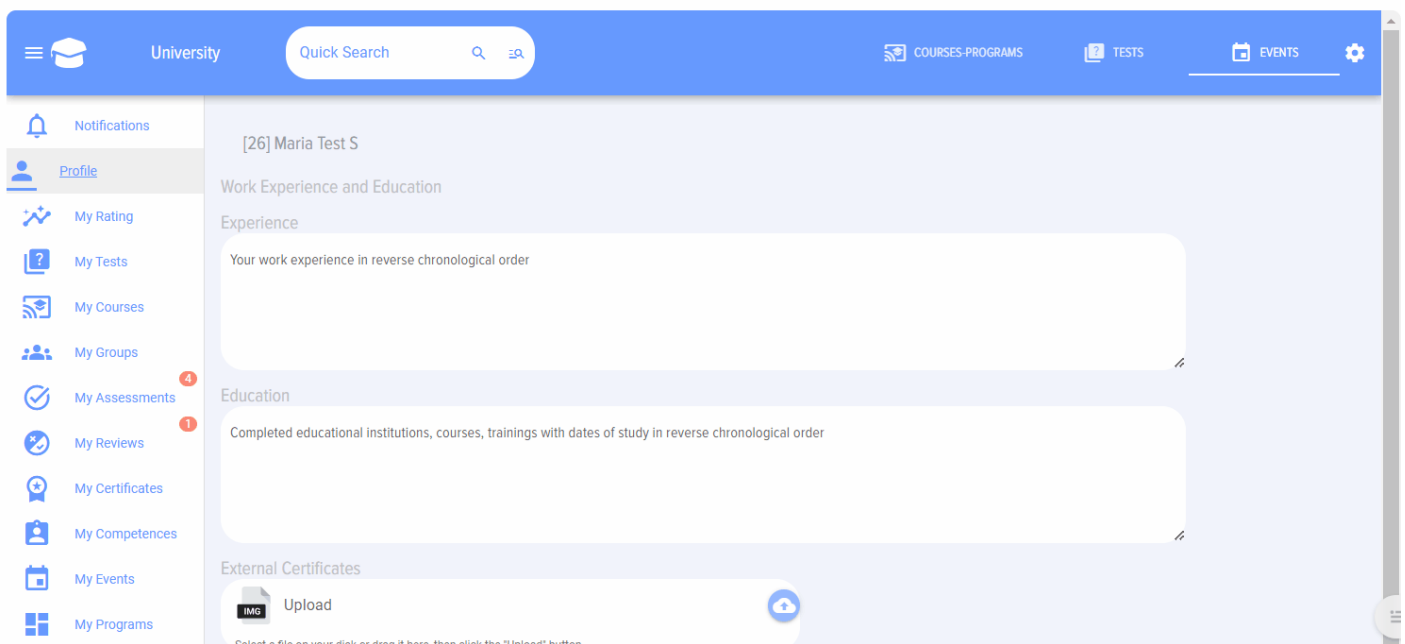


Click the add item

Enter the competency name in the field

A light gray rounded rectangular input field. On the left side, there is a small gray circle containing a white diagonal slash. Inside the field, the text "Enter Competence Name" is displayed in a light gray font. On the right side of the field, there is a small gray circle containing a white plus sign.

Click on the plus - the competence will be added

A light gray rounded rectangular input field with a blue border. Inside the field, the text "Enter Competence Name" is displayed in a light blue font, and "Soft skills" is typed in a black font. On the right side of the field, there is a small gray circle containing a white plus sign. A red arrow points from the text "Soft skills" towards the plus sign.

The added competence will look like this:



By default, competencies are created single-level, i.e. without manifestation indicators. To add manifestation indicators, activate this element:

In order for a competency to become available in other modules, it must be published.



To publish, click the next item

Revision #1

Created 24 February 2025 08:29:47 by Maria

Updated 24 February 2025 08:41:50 by Maria