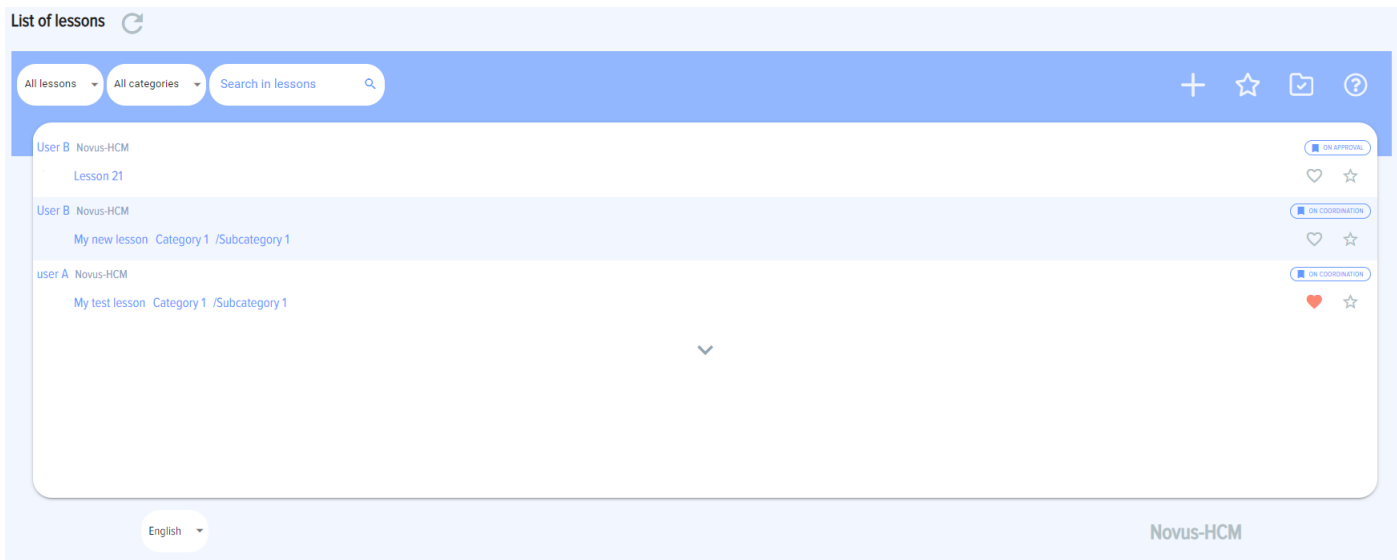


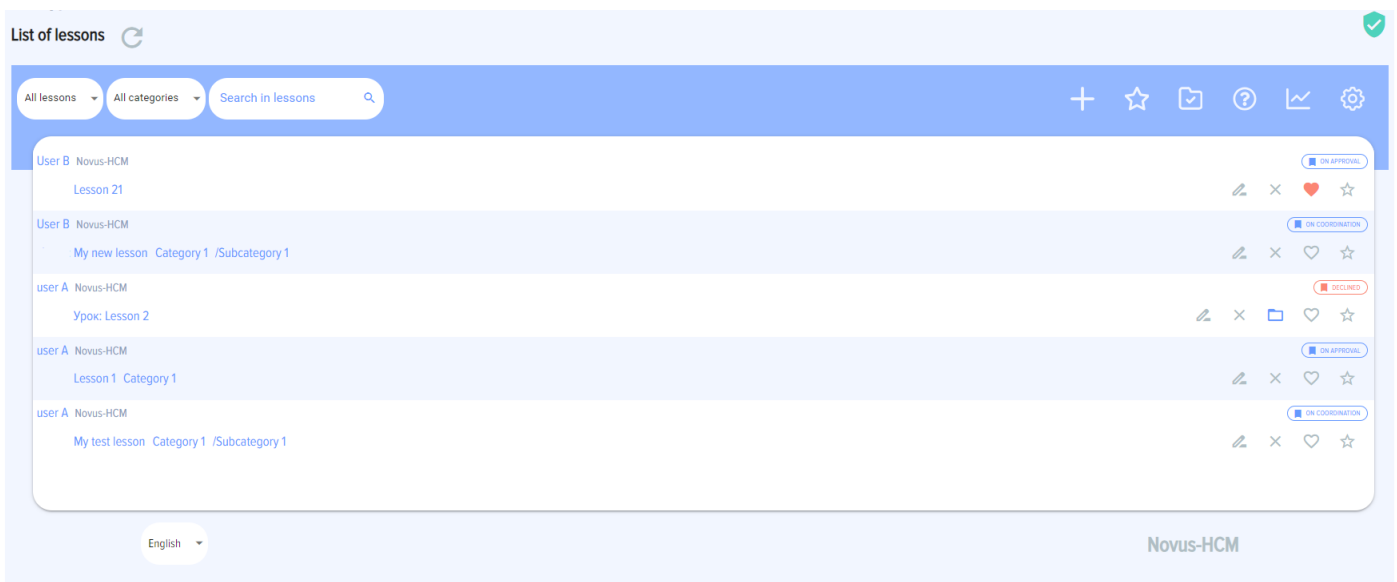
Homepage

Homepage of the app is displayed as follows:

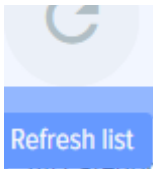
For a common employee:



For the Bitrix24 portal administrator and app moderator:



Homepage contains the following elements (these elements are viewed and accessed by all employees at your organization):



- "Update list" element. By clicking it you can refresh the Homepage and the list of lessons (change old statuses, add new statuses, etc.)



New lesson

- "New Lesson" element. By clicking it you can open a card for adding a lesson.



Lesson archive

- "Archived lessons". If clicked, the list shows only the lessons added to the [archive](#). Access

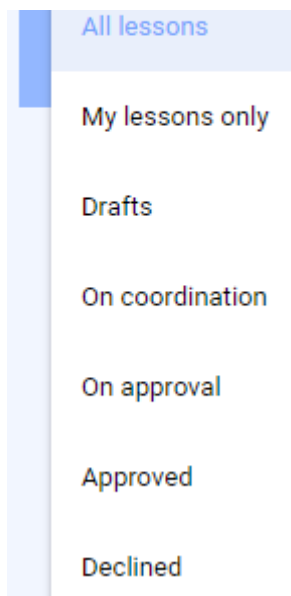
features can be changed in the [app settings](#), i.e. archived lessons can be accessed by either app moderators only or all employees.



Favourites

- "Favorites" element. Clicking this element will allow employees to view only favourite lessons

added by them. A lesson may be [added to "Favorites"](#) through the Lesson card. You can feature an unlimited number of lessons as favorites.



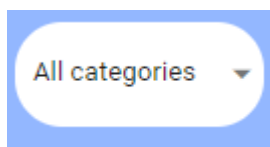
- additional filter. If “My lessons only” is selected, the list of lessons shows only those

lessons added by an employee.


If “All lessons” is selected, the list of lessons will show all lessons added to the database.




- full-text search through the lesson database. The app features an automatic search with real-time suggestions.



- Lesson Categories. Edited by the app moderator. Used for easy search, filtering, reporting, e.g. accounting, logistics, etc.



- “Guide” element. When clicked, app usage guidelines and FAQ are displayed.



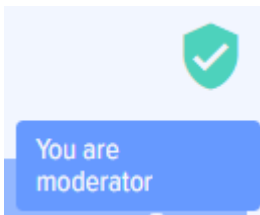
- “Settings” element is available for your Bitrix24 Portal Administrator and Lessons Learned App moderators.

When clicked, settings are displayed, which allows to assign the app moderators, as well as create other app settings. See **App Settings** section for further details.



Reports

- [Reports](#). This element can be accessed by the app moderator and Bitrix24 portal administrator only.



- an informative element accessible by the Bitrix24 portal [moderator](#) only

A lesson added to the lesson database and displayed on Homepage is as follows:



- author of the lesson, department of the author, date

and time when the lesson is created, reference number and name of the lesson.



- Lesson Status. When changed, a respective stage is coloured on the tracker.

Active and info elements:

- Edit - accessible by the author of the lesson, the app moderator and the portal administrator. Editing feature is available only for the lessons that are not sent for coordination, and exist as drafts;
- Delete - accessible by the author of the lesson, the app moderator and the portal administrator;
- [Add to archive](#) - accessible by the author of the lesson, the app moderator and the portal administrator. Archiving feature is available only for the approved lessons and the lessons with assigned or fulfilled tasks;
- Like - accessible by any user of your portal for a single like;
- [Favorites](#) - accessible by any user for displaying lessons added to Favorites.

Category 1 /Subcategory 1

- Category or Subcategory of a lesson. Categories and subcategories are set by the app moderator in the app settings, and are selected by a user when adding a lesson.

Revision #7

Created 15 October 2024 07:11:19 by Maria

Updated 23 October 2024 13:51:45 by Maria