

Ideas contest

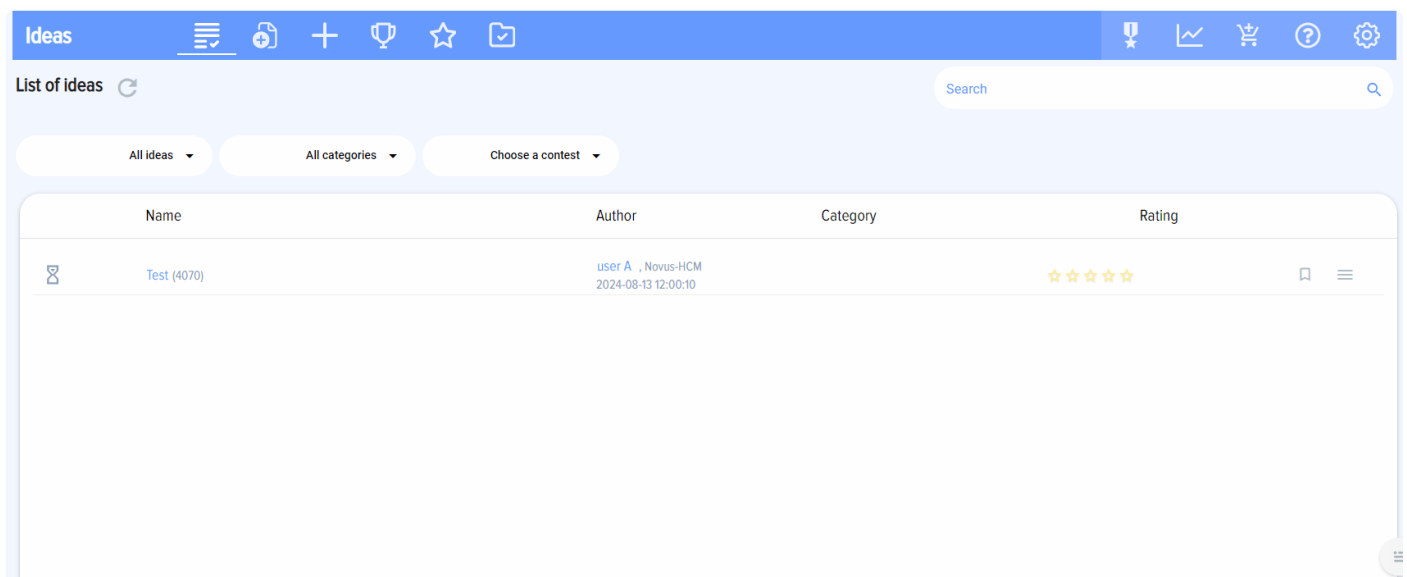
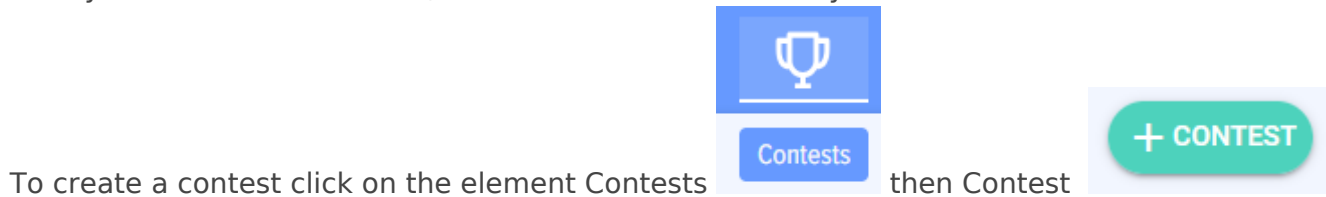
- [Adding an idea contest](#)
- [Deleting an idea contest](#)
- [Ideas contests archive](#)

Adding an idea contest

The application has the ability to create an idea contest and collect ideas within the contest.

If in the settings in the section “Who can create contests” All users are selected, then creating contests is available to all users.

If Only Moderators is selected, then contest creation is only available to moderators.



After publication:

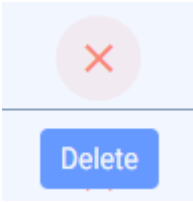
- This contest will appear in the contests filters;
- In contests reports;
- Directly in the idea adding card. It is possible to choose within the framework of which contest the idea is submitted.

Employees have access only to their own contests, the moderator has access to all contests.

If you need to save a contest, but it is no longer relevant, you can transfer it to the archive. To do this, you need to: open the list of contests - select the required one and open it - at the bottom select "To archive".

Deleting an idea contest

Only an unpublished idea contest can be deleted.



To delete click the button Delete

Ideas

List of ideas

Search

All ideas

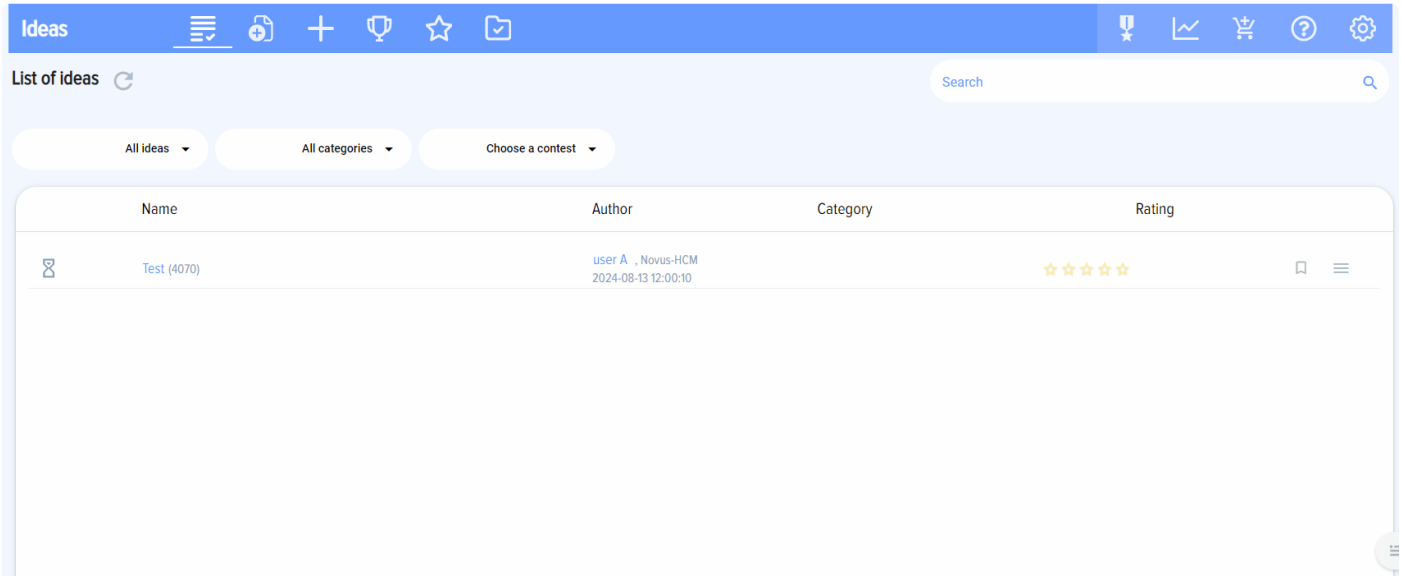
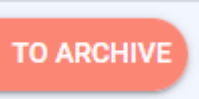
All categories

Choose a contest

| Name | Author | Category | Rating |
|--|--|----------|--|
| <div><div></div><div>Test (4070)</div></div> | <div>user A , Novus-HCM</div> <div>2024-08-13 12:00:10</div> | | <div><div></div><div></div><div></div><div></div><div></div></div> |

Ideas contests archive

To move an idea contest to the archive go to the contest card and click To Archive button



To view contests in the archive go to the Archive tab in the list of contests.

To restore a contest from the archive, go to the contest in the archive and click one of the 2 buttons:

Save draft - the contest will be restored from the archive in the draft status.

Publish - the contest will be published.

