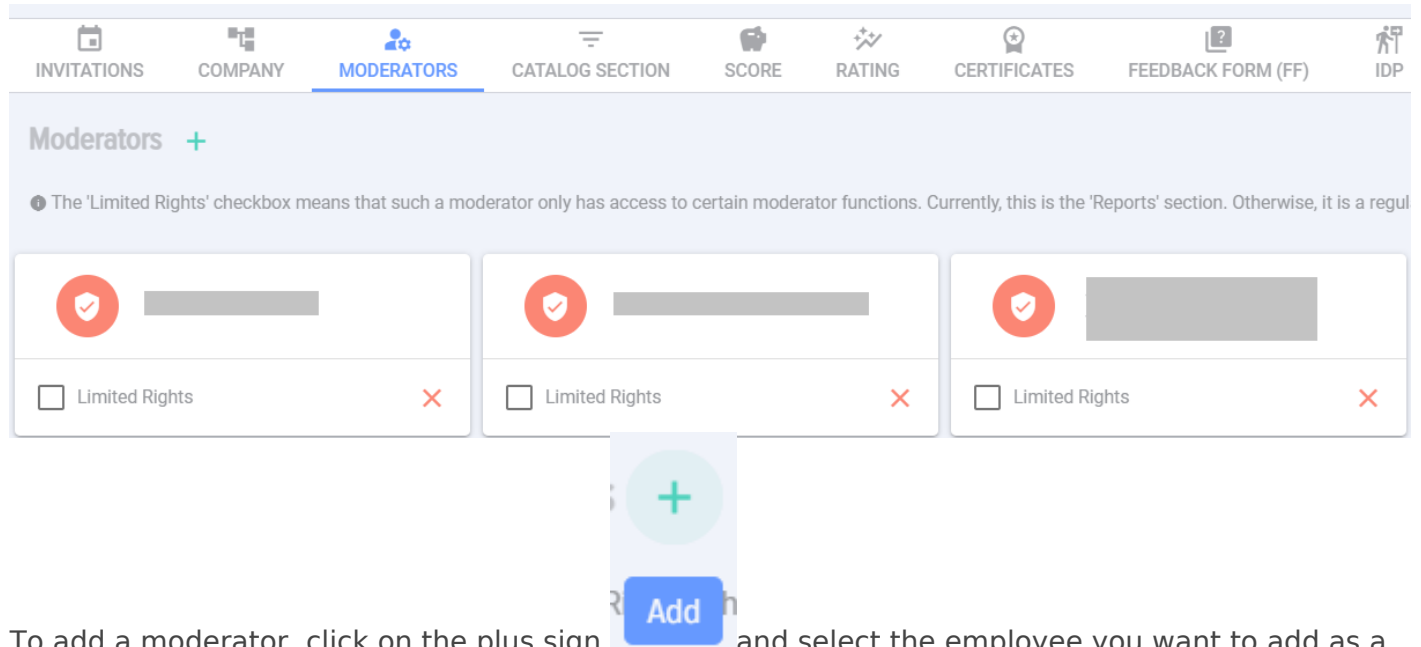
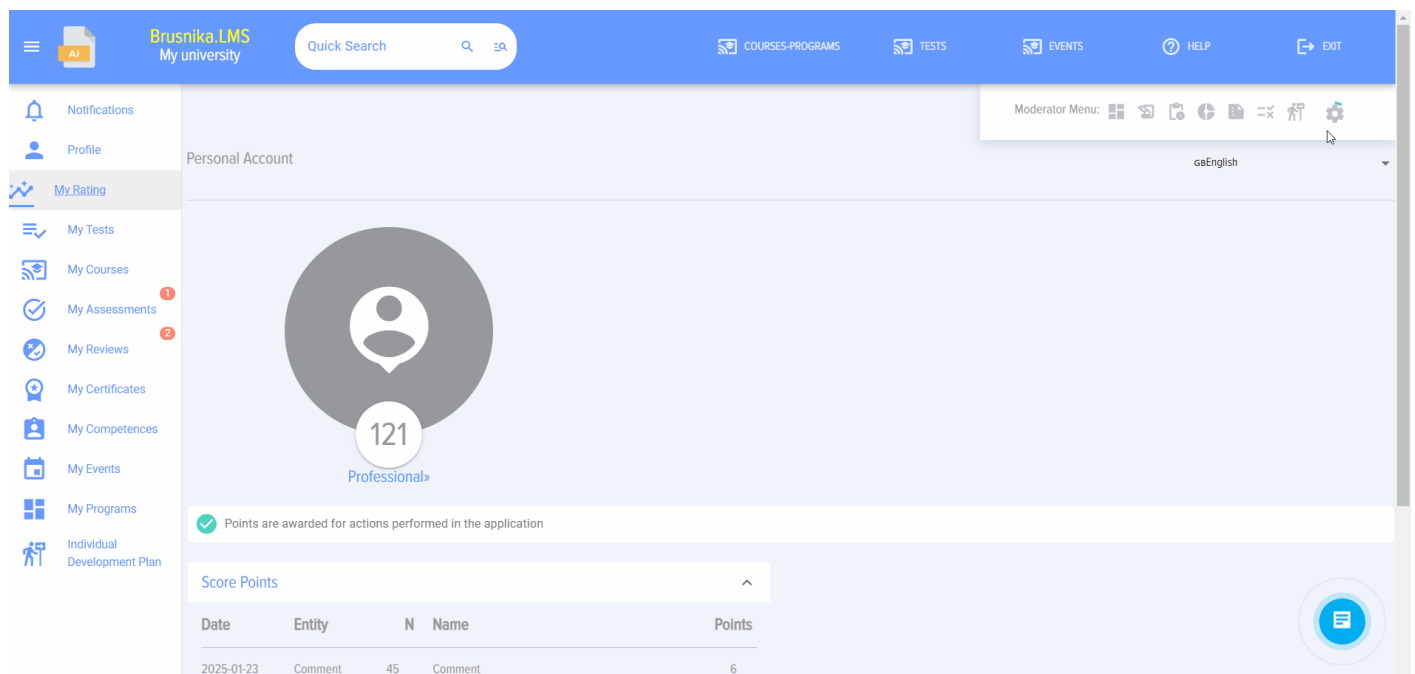


# Application moderators

The "Moderators" section provides the ability to add and remove application moderators.



To add a moderator, click on the plus sign and select the employee you want to add as a moderator.

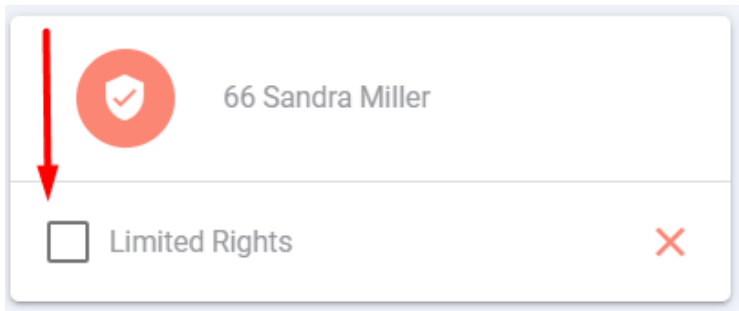


To remove a moderator, click on the cross in the card of the moderator you want to remove

Important! The portal administrator does not have some rights in the application that the Moderator has.

Moderator with limited rights. It is possible to add a moderator with limited rights, namely, building reports.

Such a role can be, for example, for an assistant to the head of the department responsible for training in the department. Such an employee has access to all reports as a moderator, and otherwise - this is an employee with regular rights.



A user profile card for '66 Sandra Miller'. The card has a light gray background and a thin border. At the top left, there is a red circular icon with a white checkmark inside. To the right of the icon is the text '66 Sandra Miller'. Below the icon, a red arrow points downwards. At the bottom of the card, there is a checkbox labeled 'Limited Rights'. The checkbox is currently unchecked. To the right of the checkbox, there is a red 'X' icon.

---

Revision #1

Created 28 January 2025 18:15:04 by Maria

Updated 5 February 2025 11:37:03 by Maria