



Adding a competency



Click the add item

Enter the competency name in the field




Enter Competence Name

+

Click on the plus - the competence will be added

Enter Competence Name

Soft skills

+

Brusnika LMS
My university

Quick Search

COURSES-PROGRAMS TESTS EVENTS HELP EXIT

Notifications

Profile

My Rating

My Tests

My Courses

My Assessments 1

My Reviews 2

My Certificates

My Competences

My Events

My Programs

Individual Development Plan

Personal Account


114

Professional

Points are awarded for actions performed in the application

Score Points

Date	Entity	N	Name	Points
2025-01-23	Comment	45	Comment	6
2025-01-23	Comment	58	Comment	6
2025-01-22	Test	760	Test 4	10

Moderator Menu: 

gaEnglish

The added competence will look like this:

Soft skills

By default, competencies are created single-level, i.e. without manifestation indicators. To add manifestation indicators, activate this element:

 Two-Level Model

In order for a competency to become available in other modules, it must be published.



To publish, click the next item

Revision #1

Created 27 January 2025 07:45:27 by Maria

Updated 27 January 2025 12:04:56 by Maria